



Your Premier ADA Signage  
**PARTNER**

At Matthews Architectural Products, we understand the challenges of complying with the rigorous ADA standards. Our knowledgeable project management and account teams will guide you through every step of your project to produce the highest quality sign that meets the latest ADA guidelines.

We offer a comprehensive selection of signage solutions with a multitude of design options. Whether you're looking for an affordable acrylic option, a sleek glass design, a modern or traditional metal or have existing signage you need to match, Matthews is your complete signage partner.

Our expert team and quality craftsmanship make it easy for you to design ADA compliant signs that meet your aesthetic, timing and budget.



**CONTACT US TODAY!**

SALESDESK@MATW.COM • 800.950.1317

matthewsid.com

# QUICK TIPS FOR ADA SIGNAGE

Our experts can help you create an ADA compliant signage suite that also accomplishes your overall project goals.

Contact our knowledgeable team at 800.950.1317 or SALESDESK@MATW.COM to discuss your next ADA signage project.

**Pictograms**  
Field should be at least 6"

**Finish**  
Non-glare

**Characters**  
Must all be in uppercase and not italic, oblique or script  
Sans serif font  
Raised text  
Should be 5/8" minimum and 2" maximum

**Braille**  
Grade 2

**Location**  
Along the latch side of the door

**Sign Height**  
Signs must be installed at least 48" high and no higher than 60"



4" x 16" • 1/8" Thickness  
Aluminum • Design Fusion™ Finish  
Painted Raster Braille • Custom Size & Shape

✓ **GRADE 2 BRAILLE - CONTRACTED**

•	••	•	•••	•	•	••	•••	••
e	x	i	t	st	a	i	r	s

**KEEP BRAILLE TRANSCRIPTIONS TOGETHER**

**NorthStream Clinic**  
**EXAM ROOM**

To make things easier for those who are visually impaired, it's required that all braille is grouped together in one section, and always located at the bottom of the sign.

✓

**DOES YOUR SIGN REQUIRE BRAILLE?**

**Required**  
Signage identifying permanent rooms and/or spaces, such as restrooms or exam rooms.  
Signage offering directions to permanent rooms and/or spaces such as those with arrows pointing to lobbies or exits.

Signage identifying rooms and/or places that frequently change are exempt from ADA requirements, such as signs displaying company names and addresses.

**DOES YOUR SIGN REQUIRE PICTOGRAMS?**

<b>Required</b> on signs for the handicapped	<b>Recommended</b> on common signage	<b>Optional</b> on all other signs

Taken from the 2010 ADA Standards from Accessible Design issued by the Department of Justice, Section 703, Signs. Additional signage needed to be Title 24 compliant, applies to California only.

# ACRYLIC



6" x 8" • 1/4" Thickness  
Pressed Acrylic



6" x 8" • 1/8" Thickness  
Pressed Acrylic

# BRAILLE OPTIONS



## Digital Layered Print Braille

Our Direct Jet printer uses LED UV ink and light to print full color images, layered surfaces and textured print that are instantly cured. This process creates an innovative, high-quality signage printing solution that is ideal for both interior and exterior use. Digital layered print offers the most design options for braille signage.



## Pressed Braille

With pressed braille, each sign is crafted as one-piece, ensuring that molded text and braille stay in place. Both the top and/or subsurface can be painted or digitally printed with a graphic of your choice.



10" x 8" • 3/16" Thickness  
Pressed Acrylic • 2-Color Painted • Custom Size & Shape

Choose acrylic ADA signage by Matthews for a cost-effective, yet durable signage solution. We craft our high-quality pressed acrylic solution as one-piece to ensure that molded text and braille stay in place. We also offer economical acrylic solutions with both rounded and domed braille options, making it easy to meet ADA requirements.



6" x 3" • 1/8" Thickness  
Pressed Acrylic • 2-Color Painted


## ACRYLIC SPECIFICATIONS

1. **Materials**
  - a. Clear Acrylic
2. **Braille Options**
  - a. Digital Layered Print
  - b. Pressed
3. **Background Colors**

We can match a variety of colors including any Pantone Color. Painted or digitally printed.
4. **Thicknesses\***
  - a. 1/16" - *Digital Layered Print Only*
  - b. 1/8"
  - c. 3/16"
  - d. 1/4"
5. **Standard Sizes\***
  - a. 4" x 2"
  - b. 5" x 3"
  - c. 4" x 4"
  - d. 4" x 8"
  - e. 6" x 8"
  - f. 8" x 9"
  - g. 8" x 12"
  - h. 12" x 14"
  - i. 14" x 16"
6. **Finishes\*\***
  - a. DesignFusion™
  - b. Digital Print Graphic
  - c. Subsurface Digital Print

**\*\*optional**
7. **Textures**

Textured print available
8. **Corner Options**
  - a. Radius
  - b. 90°
9. **Edge Options**
  - a. 90°
10. **Edge Finishes**
  - a. Standard (CNC Finish)
  - b. Painted



\*Other sizes and thicknesses available upon request.

## ENHANCE YOUR SIGN WITH OUR DISTINCTIVE FINISHES

### DesignFusion™

Apply designs such as natural wood or stone to just about any raised or recessed surface with this in-house finishing option that bonds patterns and colors directly to the materials creating a high-end finish at a fraction of the price.

### Digital Print Graphics

Full color graphics, including photographs, can be digitally printed on the top surface to create highly personalized signage.

### Subsurface Digital Print

In addition to the top surface, the subsurface can also be digitally printed with full color images to create a more versatile product that outlasts other alternatives.



# METAL



6" x 8" • 1/8" Thickness  
Aluminum • Painted • Digital Layered Print Braille



6" x 8" • 1/8" Thickness  
Commercial Bronze • Light Oxidized Finish • Etched Braille



8" x 4" • 1/8" Thickness  
Full Painted Zinc • Etched Braille

Choose Matthews' ADA metal signage when you want to convey a sense of permanence and prestige. Our metal signs offer fine detail, crisp text and deep etchings, ensuring your message is easy to read and compliant with ADA guidelines. With seven different material options that can be customized to meet your exact design specifications, we have an option for every budget.

# BRAILLE OPTIONS



## Digital Layered Print Braille

Our Direct Jet printer uses LED UV ink and light to print full color images, layered surfaces and textured print that are instantly cured. This process creates an innovative, high-quality signage printing solution that is ideal for both interior and exterior use. Digital layered print offers the most design options for braille signage.



## Etched Braille

Braille and text are deep etched onto your choice of metal resulting in a clean, detailed look. To comply with ADA requirement, deep-etching must be .032".



## Raster Braille


Small holes are drilled and filled with brass or stainless-steel beads that result in dome-shaped braille dots. Pair with tactile letters for a premium look. *Additional fees apply.*

# METAL SPECIFICATIONS

- Metal Choices**
  - Commercial Bronze
  - Stainless Steel
  - Aluminum
  - Zinc
  - Copper
  - Brass
  - Muntz Metal
- Braille Options**
  - Digital Layered Print
  - Etched
  - Raster
- Standard Sizes\***
  - 4" x 2"
  - 5" x 3"
  - 4" x 4"
  - 4" x 8"
  - 6" x 8"
  - 8" x 9"
  - 8" x 12"
  - 12" x 14"
  - 14" x 16"
- Thicknesses\***
  - 1/16"
  - 1/8"
  - 3/16"
  - 1/4" - *unavailable in zinc unless laminate*
- Finishes**  
View pages 14 & 15 for full list of finishes
- Paint Colors**
  - Dark Bronze M-313
  - Medium Bronze M-312
  - Light Bronze M-311
  - Black
  - Dark Brown
  - Golden Bronze M-40
  - Dark Grey M-9
  - Medium Grey M-8
  - Light Grey M-5
  - Beige M-65
  - Cream M-71
  - Ivory M-58
  - Dark Blue M-28
  - Medium Blue M-25
  - Light Blue M-20
  - Maroon M-118
  - Dark Red M-115
  - Red M-107
  - Green M-38
  - Orange M-102
  - White
- Protective Coating**
  - Satin
  - Matte
- Corner Options**
  - Radius
  - 90°
- Edge Options**
  - 90°
  - Beveled



## Paint Colors



### Custom Colors Also Available

Custom-matched color \$110 additional (minimum) charge. Submit PMS color matching system numerical designation.

*Color swatches are intended to represent the actual painted colors as closely as possible, however, the final color may vary slightly from this sample.*

# CHOOSE THE BEST METAL FOR YOUR PROJECT

## COMMERCIAL BRONZE

Our highest quality metal, commercial bronze offers a traditional look that withstands the test of time.



## STAINLESS STEEL

The strongest silver toned metal, stainless steel provides a clean and modern look for contemporary spaces.

## ALUMINUM

Our most cost-effective silver toned metal, aluminum offers a lightweight option that you can upgrade with a decorative finish.

## ZINC

Our second most cost-effective silver metal option, zinc is more durable than aluminum and can be painted to match your branding.

## COPPER

The brightest and most unique of our red metals, copper has a truly distinctive and luxurious look while providing excellent functionality.

## BRASS

Brass is a timeless and durable metal with an aesthetic that spans from classic to contemporary, depending on the application and finish.

## MUNTZ METAL

Muntz metal has a warm yellow appearance that is as striking as it is durable.

# METAL FINISHES



**COMMERCIAL  
BRONZE**

Copper Development Association  
Alloy C22000; 90% Copper,  
10% Zinc




**SATIN  
COMMERCIAL  
BRONZE**



**LIGHT  
OXIDIZED  
COMMERCIAL  
BRONZE**



**MEDIUM  
OXIDIZED  
COMMERCIAL  
BRONZE**



**DARK  
OXIDIZED  
COMMERCIAL  
BRONZE**

ORBITAL FINISH  
ALSO AVAILABLE

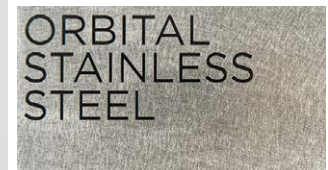


**STAINLESS  
STEEL**

Standard: Alloy 304  
Optional: Alloy 316



**SATIN  
STAINLESS  
STEEL**



**ORBITAL  
STAINLESS  
STEEL**



**ALUMINUM**

Aluminum Association  
Standard: Alloy 6061



**SATIN  
ALUMINUM**

ORBITAL FINISH  
ALSO AVAILABLE



**ZINC**

Max Size 20" x 36"



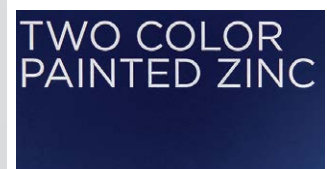
**SILVERTONE  
ZINC**



**BRONZETONE  
ZINC**



**BRASSTONE  
ZINC**



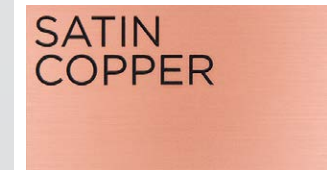
**TWO COLOR  
PAINTED ZINC**

ORBITAL FINISH  
ALSO AVAILABLE



**COPPER**

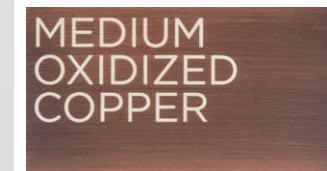
Copper Development Association  
C11000



**SATIN  
COPPER**



**LIGHT  
OXIDIZED  
COPPER**




**MEDIUM  
OXIDIZED  
COPPER**



**DARK  
OXIDIZED  
COPPER**

ORBITAL FINISH  
ALSO AVAILABLE

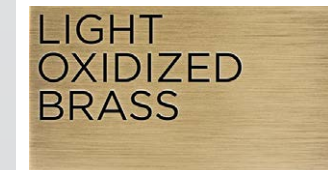


**BRASS**

Copper Development Association  
Alloy C26000; 70% Copper,  
30% Zinc



**SATIN  
BRASS**



**LIGHT  
OXIDIZED  
BRASS**



**MEDIUM  
OXIDIZED  
BRASS**



**DARK  
OXIDIZED  
BRASS**

ORBITAL FINISH  
ALSO AVAILABLE



**MUNTZ  
METAL**

Copper Development Association  
Alloy C28000; 60% Copper,  
40% Zinc



**SATIN  
MUNTZ**



**LIGHT  
OXIDIZED  
MUNTZ**



**MEDIUM  
OXIDIZED  
MUNTZ**



**DARK  
OXIDIZED  
MUNTZ**

ORBITAL FINISH  
ALSO AVAILABLE



6" x 8" • 1/8" Thickness  
Zinc • Bronzestone Finish  
Etched Braille



4" x 16" • 1/8" Thickness  
Aluminum • Design Fusion™ Finish  
Painted Raster Braille • Custom Size  
& Shape



# GLASS



4" x 8" • 1/4" Thickness  
Low Iron Clear Glass • Etched Braille



6" x 8" • 1/8" Thickness  
Low Iron Clear Glass • Digital Layered Print Braille • Painted

## BRAILLE OPTIONS



### Digital Layered Print Braille\*

Braille is printed via our Direct Jet printer using LED UV ink and light to print layered surfaces and textured print.

*\* Raised surfaces must be painted with a PMS color.*



### Etched Braille\*

Artwork, letters and braille are all reversed etched with a depth of 1/32". We then paint the top and/or back surface of the sign to create a contrast as specified in the ADA guidelines.



4" x 8" • 1/4" Thickness  
Low Iron Clear Glass • Etched Braille  
Painted Front with Etched & Painted Back


Choose Matthews' ADA glass signage for a contemporary and natural look with sleek design lines and unobtrusive appearance. This signage is created from a single piece of glass and can be etched or digitally printed on both the top and subsurface. Our domed braille system generates braille dots that meet ADA guidelines and will not fall out. To avoid the appearance of fingerprints, a protective matte clear coating can be applied at an extra charge.



4" x 8" • 1/4" Thickness  
Low Iron Clear Glass • Etched Braille  
Painted Front with Etched & Painted Back

# GLASS EXPRESSIONS™ SPECIFICATIONS

1. **Materials**
  - a. Low Iron Clear Glass
  - b. Green Edge Glass
2. **Braille Options**
  - a. Digital Layered Print
  - b. Etched
3. **Standard Sizes\***
  - a. 4" x 2"
  - b. 5" x 3"
  - c. 4" x 4"
  - d. 4" x 8"
  - e. 6" x 8"
  - f. 8" x 9"
  - g. 8" x 12"
  - h. 12" x 14"
  - i. 14" x 16"
4. **Thickness\***
  - a. 1/8" - *Digital Layered Print Only*
  - b. 3/16"
  - c. 1/4"
5. **Edge**
  - a. Flat Polished (*Small bevel of width not exceeding 1/16"*)
6. **Additional Finishes**
  - a. Painted
  - b. Frosted or Colored Backer



\* Other sizes and thicknesses available upon request.

## UPGRADE YOUR DESIGN WITH PAINTED GLASS

Incorporate paint to make your glass sign stand out. Create a unique look by etching and painting the glass on both the top and subsurface of the sign. Choose one or more colors to complement your branding and most importantly, create contrast to ensure your signage is ADA compliant.



Etched & Painted Front  
with a Clear, Flat Back



Etched & Painted Front  
with a Painted, Flat Back



Etched & Painted Front  
with an Etched & Painted Back



Unpainted Front  
with an Etched & Painted Back



Two NorthShore Center | Pittsburgh, PA 15212 | 800.950.1317 | [matthewsid.com](http://matthewsid.com)