

CAST PLAQUE SPECIFICATIONS

1. CHOOSE MATERIAL AND RAISED SURFACE FINISH

☆ **MOST POPULAR**


Bronze:

100% Post-Consumer
Minimum of 87% Copper

Aluminum:

Aluminum Association
Alloy Designation C443.2

*25% charge. Art approval required.
Maximum plaque size cannot exceed 30" x 30".



2. CHOOSE BACKGROUND TEXTURE



*Maximum Size Limit: 30" x 40"

IMAGECAST™



An innovative, patented process, ImageCast™ combines the enduring distinction of cast bronze with the detailed look of a photograph. Imagine turning any photo into a permanent, strikingly beautiful cast bronze or aluminum plaque.

EMBLEMS



Choose from thousands of our standard emblems at no additional charge. Contact us at 800.950.1317 for emblem availability and custom emblem pricing.


CAST PLAQUE SPECIFICATIONS

3. CHOOSE BACKGROUND COLOR

★ MOST POPULAR


RECOMMENDED FOR BRONZE

- A. Dark Oxide Stain
- B. Light Oxide Stain
- C. Dark Green
- D. Dark Bronze M-313
- E. Medium Bronze M-312
- F. Light Bronze M-311
- G. Dark Brown M-70
- H. Natural Sandblast (Bronze)
- I. Golden Bronze M-40



RECOMMENDED FOR ALUMINUM

- J. Black
- K. Metallic Grey
- L. Natural Sandblast (Aluminum)
- M. Dark Grey M-9
- N. Medium Grey M-8
- O. Light Grey M-5



ADDITIONAL PAINTED COLORS

- P. Beige M-65
- Q. Cream M-71
- R. Ivory M-58
- S. Dark Blue M-28
- T. Medium Blue M-25
- U. Light Blue M-20
- V. Maroon M-118
- W. Dark Red M-115
- X. Red M-107
- Y. Green M-38
- Z. Orange M-102
- AA. White



4. CHOOSE PROTECTIVE COATING

Diamond Shield® Protective Coating

Recommended for exterior use, this clear coat is factory-applied only. A higher gloss that provides maximum durability in harsh exterior environments.




Matthews Clear Protective Lacquer


A low-gloss appearance that inhibits oxidizing.



5. CHOOSE BORDER



Straight Line




Straight Edge



Double Line



Single Line Bevel



Bevel

6. CHOOSE EMBLEMS, PORTRAITS & LOGOS



Bas Relief



ImageCast™



Flat Relief



Digital Print



MetalPhoto™



Full Color Medallions

HAND-RUBBED FINISHES

Simulates the look of antique bronze or pewter. Recessed areas have multiple tones of brownish black created by hand-rubbing the color from the metal. Raised areas may be left with light amounts of hand-rubbed color or can be satin-belted or polished.

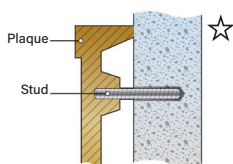


Antique Finish

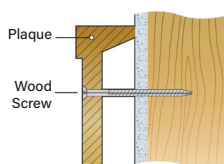


Pewter Finish

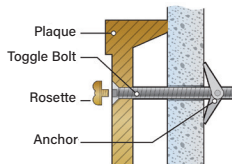
7. CHOOSE MOUNTING METHOD



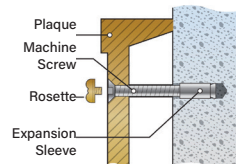
Stud Mount



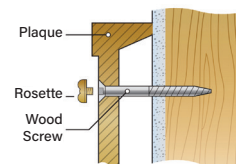
Through The Face Mount



Rosettes & Toggle Bolts



Rosettes, Machine Screws & Expansion Sleeves



Rosettes w/ Wood Screws