

## 1. CHOOSE MATERIAL AND RAISED SURFACE FINISH

★ MOST POPULAR

### Bronze:


100% Post-Consumer  
Minimum of 87% Copper

### Aluminum:



Aluminum Association  
Alloy Designation C443.2



## 2. CHOOSE BACKGROUND TEXTURE ★ MOST POPULAR



### IMAGECAST™



An innovative, patented process, ImageCast™ combines the enduring distinction of cast bronze with the detailed look of a photograph. Imagine turning any photo into a permanent, strikingly beautiful cast bronze or aluminum plaque.

### EMBLEMS




Choose from thousands of our standard emblems at no additional charge. Contact us at 800.950.1317 for emblem availability and custom emblem pricing.



## 3. CHOOSE BACKGROUND COLOR ☆ MOST POPULAR

### RECOMMENDED FOR BRONZE

- A. Dark Oxide Stain
- B. Light Oxide Stain
- C. Dark Green
- D. Dark Bronze M-313
- E. Medium Bronze M-312
- F. Light Bronze M-311
- G. Dark Brown M-70
- H. Natural Sandblast (Bronze)
- I. Golden Bronze M-40



### RECOMMENDED FOR ALUMINUM

- J. Black
- K. Metallic Grey
- L. Natural Sandblast (Aluminum)
- M. Dark Grey M-10
- N. Medium Grey M-8
- O. Light Grey M-5

### ADDITIONAL PAINTED COLORS

- P. Beige M-65
- Q. Cream M-71
- R. Ivory M-58
- S. Dark Blue M-28
- T. Medium Blue M-25
- U. Light Blue M-20
- V. Maroon M-118
- W. Dark Red M-115
- X. Red M-107
- Y. Green M-38
- Z. Orange M-102
- AA. White

## 4. CHOOSE PROTECTIVE COATING

### Diamond Shield® Protective Coating

Recommended for exterior use, this clear coat is factory-applied only. A higher gloss that provides maximum durability in harsh exterior environments.

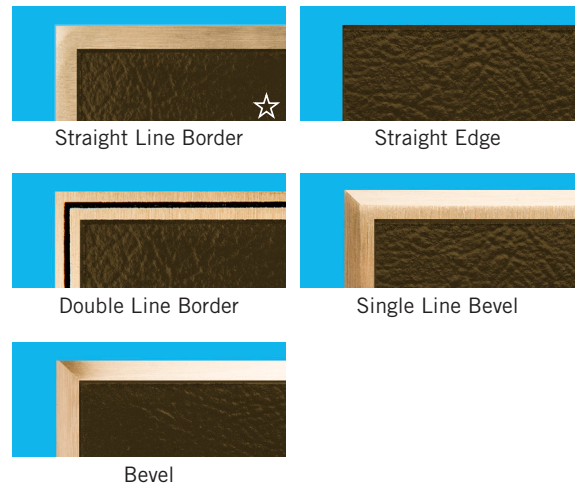


### Matthews Clear Protective Lacquer


A low-gloss appearance that inhibits oxidizing.



## 5. CHOOSE BORDER ☆ MOST POPULAR



## 6. CHOOSE EMBLEMS, PORTRAITS & LOGOS

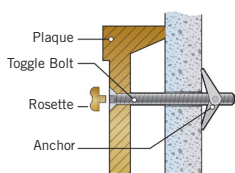


## HAND-RUBBED FINISHES

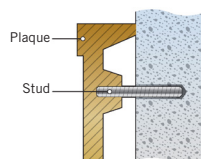
Simulates the look of antique bronze or pewter. Recessed areas have multiple tones of brownish black created by hand-rubbing the color from the metal. Raised areas may be left with light amounts of hand-rubbed color or can be satin-belted or polished.



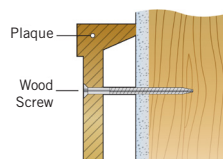
## 7. CHOOSE MOUNTING METHOD



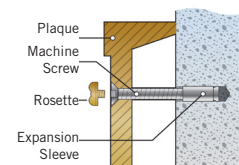
Rosettes & Toggle Bolts



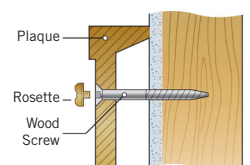
Stud Mount



Through The Face Mount



Rosettes, Machine Screws & Expansion Sleeves



Rosettes w/ Wood Screws